

PAM7943

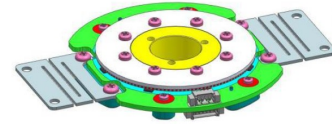
Axial 360 degree absolute Encoder

The axial encoder system PAM7943 consists of a 360 degree absolute encoder and a two-track axial magnetic disc which are assembled in a packaged, which can be mounted directly.

This system offers a true-power-on position measurement system with an resolution up to 24 bit.

Due to it's axial magnetic disc and the compact, very flat sensor module the system is ideally suited for use in robot joints or flat motors.

With the proven MR-sensor technology and integrated correction algorithms the PAM is a very robust and reliable solution with a high accuracy and repeatability.



Product Overview

Article Name	Description
PAM7943UUT-DA-KA	Axial 360 degree absolute encoder

Quick Overview

Symbol	Parameter	min.	typ.	max.	Unit
V _{CC}	Supply voltage	4.7	5.0	5.4	V
I _C	Current consumption	100	115	130	mA
Res	Resolution Singleturn	-	24	-	bit
Acc	Accuracy	14	-	40	arcsec
T _{amb}	Operating temperature	-40	-	+105	°C

Features

- Singleturn absolute
- Up to 24 bit resolution
- Calibration algorithms
- True-power-on
- Wide temperature range from -40°C up to +105°C
- BiSS, SSI, SPI, RS485 protocol interfaces

Advantages

- Very flat design (axial)
- High accuracy
- Robust and reliable

Applications

- Off-axis applications
- Robotic joints
- Automated Guided Vehicles
- Flat electro motors



Electrical Data

$T_{amb} = 25^{\circ}\text{C}$, $V_{CC} = 5.0\text{ V}$; unless otherwise specified

Symbol	Parameter	Conditions	min.	typ.	max.	Unit
V_{CC}	Supply voltage		4.7	5.0	5.4	V
F_{Pos}	Position Refresh Rate		-	18.0	-	kHz
I	Current	$V_{CC} = 5.0\text{ V}$	100.0	115.0	130.0	mA
t_{Start}	Start time		-	100	-	ms
T_{op}	Operating temperature		-40	-	+105	$^{\circ}\text{C}$
$T_{storage}$	Storage temperature		-40	-	+105	$^{\circ}\text{C}$
ESD_{HBM}	ESD tolerance according to HBM	HBM; 100 pF discharge @1.5 k Ω	-	-	2000	V

Mechanical Data ¹⁾

$T_{amb} = 25^{\circ}\text{C}$; unless otherwise specified

Symbol	Parameter	Conditions	min.	typ.	max.	Unit
D_{out}	Outer diameter of the module		-	67.0	-	mm
D_{in}	Inner diameter of the module		-	17.0	-	mm
H	Height of the module		-	14.6	-	mm

¹⁾ more details in Fig. 1

Performance Data

$T_{amb} = +25^{\circ}\text{C}$, $V_{CC} = 5.0\text{ V}$, unless otherwise specified

Symbol	Parameter	Conditions	min.	typ.	max.	Unit
Acc	Accuracy ²⁾		14.0	-	40.0	arcsec
Rep	Repeatability		-	-	1.0	arcsec
Res_{Single}	Resolution Singleturn		-	24	-	bit
Hys	Hysteresis		-	-	2.0	arcsec
Speed	Maximum speed		-	10000	-	RPM

²⁾ after self-calibration routine

Absolute Maximum Ratings

The ratings do not imply opening conditions; functional operation is not guaranteed. Beyond these values damage may occur.

Symbol	Parameter	Conditions	min.	max.	Unit
V_{CC}	Supply voltage	Referenced to GND		5.4	V
ESD_{HBM}	ESD tolerance according to HBM	HBM; 100 pF discharge @1.5 k Ω	-	2000	V

Environmental Data

Symbol	Conditions	min.	typ.	max.	Unit
Vibration resistance		-	-	785	m/s^2
Shock resistance		-	-	980	m/s^2
Pressure		-	-	600	bar
External magnetic field		-	-	± 20	mT
Humidity		-	-	70	%

Pinout of the sensor module

Pad	Symbol	Parameter
1	V _{CC}	Supply Voltage
2	GND	GND
3	A _r	Signal connection
4	B.	Inverted signal connection

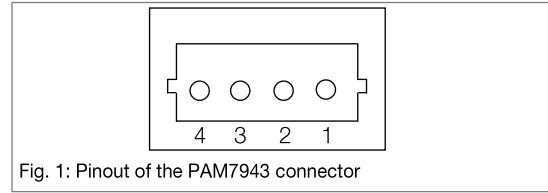


Fig. 1: Pinout of the PAM7943 connector

Dimensions

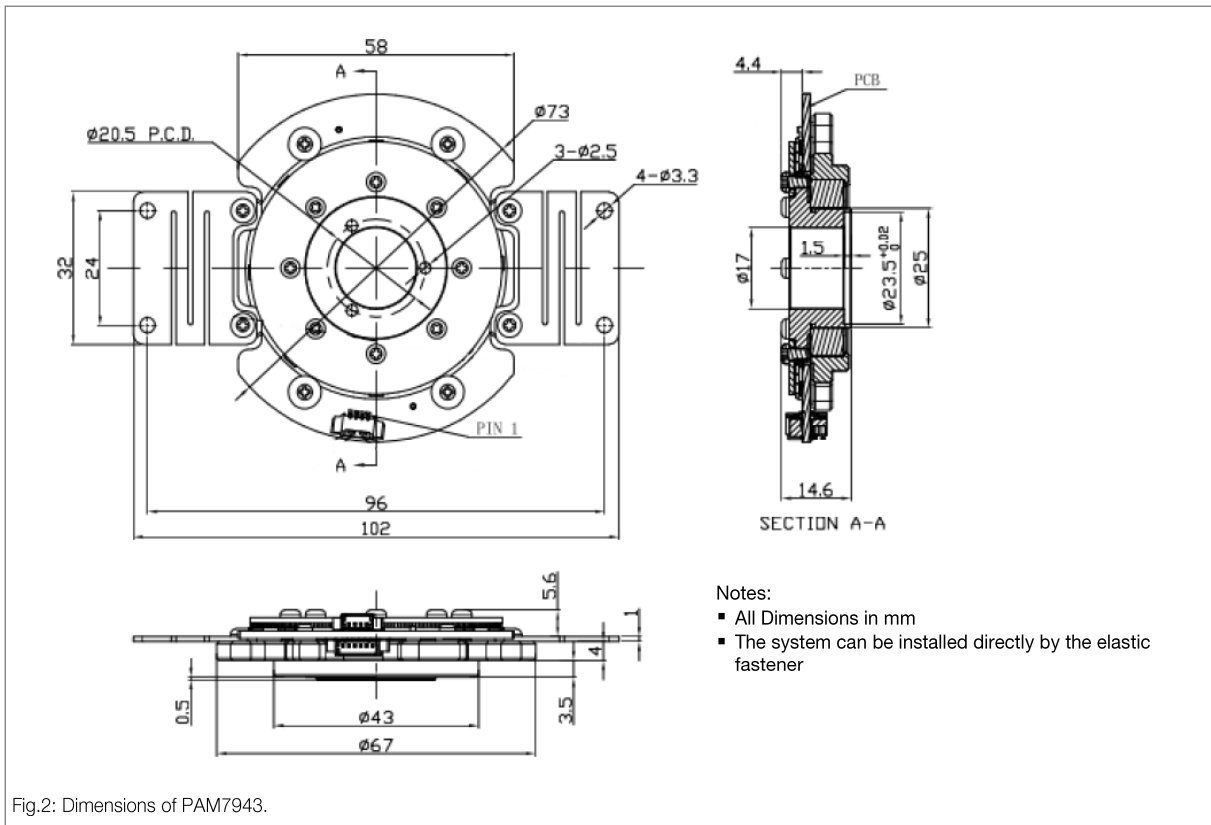


Fig.2: Dimensions of PAM7943.

RS485 interface

The following chapter describes how the RS485 interface is working and how it is possible to receive the position information of the sensor.

Communication parameters

Baud rate	2.5M
Byte length	8 bits
Even-odd check	Not have
Stop bit	1
Flow control	Not have
Request pass, letter mode	Passive and corresponding communication

Frame format

Request command	0x02					
Transmission data from encoder	1 Byte	2 Byte	3 Byte	4 Byte	5 Byte	6 Byte
	Request command	Status field	Position data			CRC

General Information

Product Status

Article	Status
PAM7943UUT-DA-KA	The product is under development.
Note	The status of the product may have changed since this data sheet was published. The latest information is available on the internet at www.sensitec.com .

Disclaimer

Sensitec GmbH reserves the right to make changes, without notice, in the products, including software, described or contained herein in order to improve design and/or performance. Information in this document is believed to be accurate and reliable. However, Sensitec GmbH does not give any representations or warranties, expressed or implied, as to the accuracy or completeness of such information and shall have no liability for the consequences of use of such information. Sensitec GmbH takes no responsibility for the content in this document if provided by an information source outside of Sensitec products. In no event shall Sensitec GmbH be liable for any indirect, incidental, punitive, special or consequential damages (including but not limited to lost profits, lost savings, business interruption, costs related to the removal or replacement of any products or rework charges) irrespective the legal base the claims are based on, including but not limited to tort (including negligence), warranty, breach of contract, equity or any other legal theory. Notwithstanding any damages that customer might incur for any reason whatsoever, Sensitec product aggregate and cumulative liability towards customer for the products described herein shall be limited in accordance with the General Terms and Conditions of Sale of Sensitec GmbH. Nothing in this document may be interpreted or construed as an offer to sell products that is open for acceptance or the grant, conveyance or implication of any license under any copyrights, patents or other industrial or intellectual property rights. Unless otherwise agreed upon in an individual agreement Sensitec products sold are subject to the General Terms and Conditions of Sales as published at www.sensitec.com. The use and/or application of our products in a military end use is explicitly prohibited. In the event of infringements, we reserve the right to take legal action, including but not limited to the assertion of claims for damages and/or the immediate termination of the business relationship.

General Information

Application Information

Applications that are described herein for any of these products are for illustrative purposes only. Sensitec GmbH makes no representation or warranty – whether expressed or implied – that such applications will be suitable for the specified use without further testing or modification. Customers are responsible for the design and operation of their applications and products using Sensitec products, and Sensitec GmbH accepts no liability for any assistance with applications or customer product design. It is customer's sole responsibility to determine whether the Sensitec product is suitable and fit for the customer's applications and products planned, as well as for the planned application and use of customer's third party customer(s). Customers should provide appropriate design and operating safeguards to minimize the risks associated with their applications and products. Sensitec GmbH does not accept any liability related to any default, damage, costs or problem which is based on any weakness or default in the customer's applications or products, or the application or use by customer's third party customer(s). Customer is responsible for doing all necessary testing for the customer's applications and products using Sensitec products in order to avoid a default of the applications and the products or of the application or use by customer's third party customer(s). Sensitec does not accept any liability in this respect.

Life Critical Applications

These products are not qualified for use in life support appliances, aeronautical applications or devices or systems where malfunction of these products can reasonably be expected to result in personal injury.

Copyright © by Sensitec GmbH, Germany

All rights reserved. No part of this document may be copied or reproduced in any form or by any means without the prior written agreement of the copyright owner. The information in this document is subject to change without notice. Please observe that typical values cannot be guaranteed. Sensitec GmbH does not assume any liability for any consequence of its use.

Changelist

Version	Description of the Change	Date
PAM7943.DSE.00	Original (pp. 1-5)	06/2024

Sensitec GmbH

Schanzenfeldstr. 2 • 35578 Wetzlar • Germany
 Tel +49 (0) 6441 5291-0 • Fax +49 (0) 6441 5291-117
 sensitec@sensitec.com • www.sensitec.com